
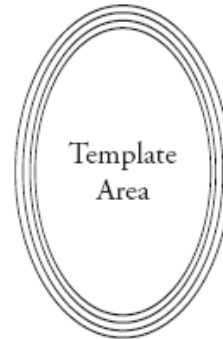


Applications Requiring Templates: Elliptical, Oval, & Irregular Radius Crown



ELLIPTICAL




OVAL

RADIUS CROWN AND DORMER APPLICATIONS

What we need to know:

- Supply radius dimension of wall or radius to outside edge of Dormer.
- Any curved segment dimension should be converted to a radius.
- ISR (Inside Radius) wall curves away from you.
- OSR (Outside Radius) wall curves toward you.
- Dormer application is always an OSR.
- Profile or description confirming crown orientation on wall (i.e., position on wall)
- Calculate length needed and add extra footage for waste, to trim and install.

Convex
Curves "Outward" O.S.R.



Example of orientation

